

2018

LOWER TWP FIRE DISTRICT #2

(Fire District name and number)

Fire District Budget

www.firedistrict2lt.org

(Fire District Web Address)

Department Of



Community
Affairs

Division of Local Government Services

2018 FIRE DISTRICT BUDGET

Certification Section

2018

LOWER TWP FIRE DISTRICT #2

(Fire District Name and Number)

FIRE DISTRICT BUDGET

FISCAL YEAR: January 1, 2018 to December 31, 2018

For Division Use Only

CERTIFICATION OF APPROVED BUDGET

It is hereby certified that the approved Budget made a part hereof complies with the requirements of law and the rules and regulations of the Local Finance Board, and approval is given pursuant to N.J.S.A. 40A:5A-11.

*State of New Jersey
Department of Community Affairs
Director of the Division of Local Government Services*

By: _____ Date: _____

CERTIFICATION OF ADOPTED BUDGET

It is hereby certified that the adopted Budget made a part hereof has been compared with the approved Budget previously certified by the Division, and any amendments made thereto. This adopted Budget is certified with respect to such amendments and comparisons only.

*State of New Jersey
Department of Community Affairs
Director of the Division of Local Government Services*

By: _____ Date: _____

2018 PREPARER'S CERTIFICATION

LOWER TWP FIRE DISTRICT #2

(Fire District Name and Number)

FIRE DISTRICT BUDGET

FISCAL YEAR: January 1, 2018 to December 31, 2018

It is hereby certified that the Fire District Budget, including the annual budget and all schedules attached thereto, represents the Board of Commissioners' resolve with respect to statute in that: all estimates of revenues, including the amount to be raised by taxation to support the district budget, are reasonable, accurate and correctly stated; all items of appropriation are properly set forth; and in itemization, form and content, the budget will permit the exercise of the comptroller function within the Fire District.

It is further certified that all proposed budgeted amounts and totals are correct. Also, I hereby provide reasonable assurance that all assertions contained herein are accurate and all required schedules are completed and attached.

Preparer's Signature:			
Name:	LEON P. COSTELLO		
Title:	CPA, RMA		
Address:	1535 HAVEN AVENUE, OCEAN CITY, NJ 08226		
Phone Number:	609-399-6333 EX 225	Fax Number:	609-399-3710
E-mail address:	lcostello@ford-scott.com		

2018 PREPARER'S CERTIFICATION OTHER ASSETS

LOWER TWP FIRE DISTRICT #2

(Fire District Name and Number)

FIRE DISTRICT BUDGET

FISCAL YEAR: January 1, 2018 to December 31, 2018

It is hereby certified that operating appropriations, as reported in this annual budget on Page F-3, for the acquisition of Other Assets not included as Capital Outlays are Non-Bondable Assets. The Board of Commissioners has determined that the aforementioned Other Asset appropriation(s) do not meet the criteria for bonding pursuant to the Local Bond Law (N.J.S.A. 40A: 2-1 et. seq.) and more specifically, as it pertains to the expected useful life of the asset, pursuant to N.J.S.A. 40A:2-21.

It is further certified that the Other Asset appropriation(s) as reported herein have been determined not to be Capital Assets pursuant to N.J.S.A. 40A:14-84 and 40A:14-85. Therefore, the election has been made to treat such Other Assets as Operating Appropriations: Current Operating Expenses, pursuant to N.J.S.A. 40A: 14-78.6.

Preparer's Signature:			
Name:	LEON P. COSTELLO		
Title:	CPA, RMA		
Address:	1535 HAVEN AVENUE, OCEAN CITY, NJ 08226		
Phone Number:	609-399-6333 ex225	Fax Number:	609-399-3710
E-mail address:	lcostello@ford-scott.com		

2018 APPROVAL CERTIFICATION

LOWER TWP FIRE DISTRICT #2


(Fire District Name and Number)

FIRE DISTRICT BUDGET

FISCAL YEAR: January 1, 2018 to December 31, 2018

It is hereby certified that the Fire District Budget, including all schedules appended hereto, are a true copy of the Annual Budget approved by resolution by the Board of Commissioners of the Fire District, at an open public meeting held pursuant to N.J.A.C. 5:31-2.4, on the 20th day of NOVEMBER, 2017.

It is further certified that the recorded vote appearing in the resolution represents not less than a majority of the full membership of the Board of Commissioners thereof.

Officer's Signature:			
Name:	LEWIS H. CONLEY, JR		
Title:	SECRETARY/COMMISSIONER		
Address:	PO BOX 724		
Phone Number:	609-465-2600 EX 118	Fax Number:	609-465-8028
E-mail address:	lewconley@comcast.net		

FIRE DISTRICT INTERNET WEBSITE CERTIFICATION

Fire District's Web Address:	www.firedistrict2lt.org
-------------------------------------	--

All fire districts shall maintain either an Internet website or a webpage on the municipality's Internet website. The purpose of the website or webpage shall be to provide increased public access to the Fire District's operations and activities. N.J.S.A. 40A:14-70.2 requires the following items to be included on the Fire District's website at a minimum for public disclosure. Check the boxes below to certify the Fire District's compliance with N.J.S.A. 40A:14-70.2.

- A description of the Fire District's mission and responsibilities
- Commencing with 2013, the budgets for the current fiscal year and immediately two prior years
- The most recent Comprehensive Annual Financial Report (Unaudited) or similar financial information
- Commencing with 2012, the annual audits of the most recent fiscal year and immediately two prior years
- The Fire District's rules, regulations and official policy statements deemed relevant by the commissioners to the interests of the residents within the district
- Notice posted pursuant to the "Open Public Meetings Act" for each meeting of the commissioners, setting forth the time, date, location and agenda of each meeting
- Beginning January 1, 2013, the approved minutes of each meeting of the commissioners including all resolutions of the commissioners and their committees; for at least three consecutive fiscal years
- The name, mailing address, electronic mail address and phone number of every person who exercises day-to-day supervision or management over some or all of the operations of the Fire District
- A list of attorneys, advisors, consultants and any other person, firm, business, partnership, corporation or other organization which received any remuneration of \$17,500 or more during the preceding fiscal year for any service whatsoever rendered to the Fire District, but shall not include volunteers receiving benefits under a Length of Service Award Program (LOSAP). N/A

It is hereby certified by the below authorized representative of the Fire District that the Fire District's website or webpage as identified above complies with the minimum statutory requirements of N.J.S.A. 40A:14-70.2 as listed above. A check in each of the above boxes signifies compliance.


Name of Officer Certifying compliance

Lewis H. Conley, Jr.

Title of Officer Certifying compliance

Secretary

Signature



2018 FIRE DISTRICT BUDGET RESOLUTION

LOWER TWP FIRE DISTRICT #2

(Fire District Name and Number)

Res. 17-33

FISCAL YEAR: January 1, 2018 to December 31, 2018

WHEREAS, the Annual Budget for the LOWER TOWNSHIP Fire District No. 2 (the "Fire District") for the fiscal year beginning January 1, 2018 and ending December 31, 2018 has been presented before the Board of Commissioners of the Fire District at its open public meeting of NOVEMBER 21, 2016; and

WHEREAS, the budget as introduced is in compliance with the Property Tax Levy Cap Law (N.J.S.A. 40A:4-45.44 et. seq.) *[Include the following as appropriate: [includes a proposed public referendum in the amount of \$ ZERO in excess of the allowable amount to be raised by taxation][includes a proposed public referendum in the amount of \$ ZERO as an appropriation from restricted fund balance to be used as budget revenue]]*; and

WHEREAS, the Annual Budget as introduced reflects Total Revenues of \$ 1,178,500, which includes an amount to be raised by taxation of \$ 989,500, and Total Appropriations of \$ 1,178,500; and


WHEREAS, the amount to be raised by taxation to support the district budget shall be the amount to be certified to the assessor of the municipality to be assessed against the taxable property in the district, pursuant to N.J.S.A. 40A:14-79. Such amount shall be equal to the amount of the total appropriations set forth in the budget minus the total amount surplus and miscellaneous revenues set forth in the budget; and

WHEREAS, in calculating the amount to be raised by taxation, the Fire District has taken into account the assessed valuation of taxable property in the Fire District;

NOW, THEREFORE BE IT RESOLVED, by the Board of Commissioners of the Fire District, at an open public meeting held on NOVEMBER 20, 2017 that the Annual Budget, including all related schedules, of the Fire District for the fiscal year beginning January 1, 2018 and ending December 31, 2018 is hereby approved; and

BE IT FURTHER RESOLVED, that the anticipated revenues as reflected in the Annual Budget are of sufficient amount to meet all proposed expenditures/expenses and all covenants, terms and provisions as stipulated in the Fire District's outstanding debt obligations, capital lease arrangements, service contracts, and other pledged agreements; and

BE IT FURTHER RESOLVED, that the Board of Commissioners of the Fire District will consider the Annual Budget for adoption on DECEMBER 18, 2017.


 (Secretary's Signature)

11/20/17
 (Date)

Board of Commissioners Recorded Vote

Member	Aye	Nay	Abstain	Absent
R. SCOTT BROWN	X			
ROBERT NOLAN	X			
LEWIS H. CONLEY, JR.	X			
CHARLES PRENDERGAST	X			
JAMES ANDREWS	X			

2018 ADOPTION CERTIFICATION


LOWER TWP FIRE DISTRICT #2

(Fire District Name and Number)

FIRE DISTRICT BUDGET

FISCAL YEAR: January 1, 2018 to December 31, 2018

It is hereby certified that the Fire District Budget annexed hereto is a true copy of the Budget adopted by the Board of Commissioners of the Fire District, pursuant to N.J.A.C. 5:31-2.4, on the 18st day of DECEMBER, 2017.

Officer's Signature:			
Name:	LEWIS H. CONLEY, JR		
Title:	SECRETARY/COMMISSIONER		
Address:	PO BOX 724		
Phone Number:	609-465-2600 EX 118	Fax Number:	609-465-8028
E-mail address:	lewconley@comcast.net		

2018 ADOPTED BUDGET RESOLUTION

LOWER TWP FIRE DISTRICT #2

(Fire District Name and Number)

Res. 17-37

FISCAL YEAR: January 1, 2018 to December 31, 2018

WHEREAS, the Annual Budget for the LOWER TOWNSHIP Fire District No. 2 (the "Fire District") for the fiscal year beginning January 1, 2018 and ending December 31, 2018, has been presented for adoption before the Board of Commissioners of the Fire District at its open public meeting of NOVEMBER 20, 2017; and

WHEREAS, the Annual Budget as presented for adoption reflects each item of revenue and appropriation in the same amount and title as set forth in the introduced and approved budget, including all amendments thereto, if any, which have been approved by the Director of the Division of Local Government Services; and

WHEREAS, the adopted budget is in compliance with the Property Tax Levy Cap Law (N.J.S.A. 40A:4-45.44 et. seq.) *[Include as appropriate: [includes a proposed public referendum in the amount of \$ ZERO in excess of the allowable amount to be raised by taxation][includes a proposed public referendum in the amount of \$ ZERO as an appropriation from restricted fund balance to be used as budget revenue]]*; and

WHEREAS, the Annual Budget as presented for adoption reflects Total Revenues of \$ 1,178,500, which includes amount to be raised by taxation of \$ 989,500, and Total Appropriations of \$ 1,178,500; and

WHEREAS, an election shall be held annually on the third Saturday of February in each established fire district to determine the amount to be raised by taxation for the ensuing year;

NOW, THEREFORE BE IT RESOLVED, by the Board of Commissioners of the Fire District at an open public meeting held on DECEMBER 18, 2017 that the Annual Budget of the Fire District for the fiscal year beginning January 1, 2018 and ending December 31, 2018, is hereby adopted and, *[subject to the proposed referendum being approved by 50 percent of the voters]* shall constitute appropriations for the purposes stated and authorization of Total Revenues of \$ 1,178,500, which includes amount to be raised by taxation of \$ 989,500, and Total Appropriations of \$ 1,178,500; and

BE IT FURTHER RESOLVED, that the Annual Budget as presented for adoption reflects each item of revenue and appropriation in the same amount and title as set forth in the introduced and approved budget, including all amendments thereto, if any, which have been approved by the Director of the Division of Local Government Services; and

BE IT FURTHER RESOLVED, that an annual election shall be held on the third Saturday of February to determine the amount to be raised by taxation for the ensuing year. The results of which shall be subsequently certified to the Division and the Municipal Assessor.


(Secretary's Signature)

12/18/17
(Date)

Board of Commissioners Recorded Vote

Member	Aye	Nay	Abstain	Absent
R. SCOTT BROWN	X			
GEORGE BARGER	X			
LEWIS H. CONLEY, JR.	X			
CHARLES PRENDERGAST	X			
JAMES ANDREWS	X			

2018 FIRE DISTRICT BUDGET

Narrative and Information Section

2018 FIRE DISTRICT BUDGET MESSAGE & ANALYSIS

LOWER TWP FIRE DISTRICT #2

(Fire District Name and Number)

FISCAL YEAR: January 1, 2018 to December 31, 2018

Answer all questions below. Attach additional pages and schedules as needed.

1. Complete a brief statement on the 2018 proposed Annual Budget and make comparison to the 2015 adopted budget. Explain any variances over +/-10% for each line item. Explanations of variances should include a description of the reason for the increase/decrease in the budgeted line item, not just an indication of the amount and percent of the change. Attach any supporting documentation that will help to explain the reason for the increase/decrease in the budgeted line item.

The 2018 budget is \$71,000 less than 2017.

2. Complete a brief statement on the impact the proposed Annual Budget will have on the Amount to be Raised by Taxation to support the district budget and on the Restricted and Unrestricted Fund Balance(s). Explain increases or decreases in the tax rate and utilization of fund balances. If Unrestricted Fund Balance is reduced by more than 10%, explain the projected impact on the following year's budget.

The tax levy will remain the same in 2018.

3. Include a statement explaining how the Fire District is complying with the Property Tax Levy Cap. The statement must explain reasons for exceeding the Levy Cap and identify the appropriations that caused the Fire District to exceed the Levy Cap, and how they are being addressed by a referendum.

The district has complied with the Levy Cap and has a Cap bank. There are no reasons to expect any change in the future.

4. If the Fire District plans to pass a Resolution for the Release of Restricted Fund Balance, explain the reason and purposes of the appropriation.

NONE

5. Complete a brief statement on the Annual Budget's proposed capital appropriations and payment methods, including debt service for the proposed budget year and for future years.

The district has a 160,000 appropriation for future capital needs. This was established through voter approval.

6. If the proposed Annual Budget contains an amount for a Cash Deficit of the Preceding Year pursuant to N.J.S.A. 40A:14-78.6, then explain the reasons for the occurrence of the deficit.

N/A

7. Does the Annual Budget appropriate such sums as it may deem necessary for the purchase of first aid, ambulance, rescue, or other emergency vehicles, equipment, supplies and materials for use by a duly incorporated association, pursuant to N.J.S.A. 40A:14-85.1? If so, provide the organization's incorporated name and amounts. **NO**

8. Complete the following based on the municipal assessor's latest information pursuant to N.J.S.A. 54:4-35:

Total Assessed Valuation of District	\$ 1,485,298,502
Proposed Tax Rate per \$100 of Assessed Valuation	\$.066

9. Is the Fire District providing for a first year funding appropriation to establish a length of service award program (LOSAP) in this year's budget subject to public referendum thereof?

No	<input checked="" type="checkbox"/>	Yes		If yes, how much is appropriated?	\$ N/A
----	-------------------------------------	-----	--	-----------------------------------	--------

If the public question is defeated, is the Board of Commissioners aware that the budget must be amended to delete the LOSAP appropriation amount and that the Amount to be Raised by Taxation to Support the Budget must be reduced by a like amount?

No		Yes	X
----	--	-----	---

FIRE DISTRICT CONTACT INFORMATION

2018

Please complete the following information regarding this Fire District. All information requested below must be completed.

Name of Fire District:	LOWER TOWNSHIP FIRE DISTRICT #2		
Address:	224 TOWN BANK ROAD – PO BOX 724		
City, State, Zip:	NORTH CAPE MAY	NJ	08204
Phone: (ext.)	609-886-5511	Fax:	609-886-5287

Preparer's Name:	LEON P. COSTELLO, CPA, RMA		
Preparer's Address:	1535 HAVEN AVENUE		
City, State, Zip:	OCEAN CITY	NJ	08226
Phone: (ext.)	609-399-6333 ex225	Fax:	609-399-3710
E-mail:	lcostello@ford-scott.com		

Chairman:	ROBERT NOLAN		
Phone: (ext.)	609-780-2801	Fax:	
E-mail:			

Secretary/Treasurer:	LEW H. CONLEY, JR. SECRETARY/COMMISSIONER		
Phone: (ext.)	609-465-2600 ex 118	Fax:	609-465-8028
E-mail:	lewconley@comcast.net		

Name of Auditor:	LEON P. COSTELLO		
Name of Firm:	FORD – SCOTT & ASSOCIATES		
Address:	1535 HAVEN AVENUE		
City, State, Zip:	OCEAN CITY	NJ	08226
Phone: (ext.)	609-399-6333 ex225	Fax:	609-399-3710
E-mail:	lcostello@ford-scott.com		

FIRE DISTRICT INFORMATIONAL QUESTIONNAIRE

LOWER TWP FIRE DISTRICT #2

(Fire District Name and Number)

FISCAL YEAR: January 1, 2018 to December 31, 2018

Answer all questions below completely and attach additional information as required.

- 1) Provide the number of regular voting members of the governing body: 5.
- 2) Provide the number of alternate voting members of the governing body: Zero.
- 3) Did any current or former commissioner or officer have a family or business relationship with any other current or former commissioner or officer during the current fiscal year? NO If "yes," attach a description of the relationship including the names of the individuals involved and their positions at the Fire District.
- 4) Did all individuals that were required to file a Financial Disclosure Statement for the current fiscal year because of their relationship with the Fire District file the form as required? YES If "no," provide a list of those individuals who failed to file a Financial Disclosure Statement and an explanation as to the reason for their failure to file.
- 5) Does the Fire District have any amounts receivable from current or former commissioners, officers, or employees? NO If "yes," attach a list of those individuals, their position, the amount receivable, and a description of the amount due to the Fire District.
- 6) Was the Fire District a party to a business transaction with one of the following parties:
 - a. A current or former commissioner, officer, or employee? NO
 - b. A family member of a current or former commissioner, officer, or employee? NO
 - c. An entity of which a current or former commissioner, officer, or employee (or family member thereof) was an officer or direct or indirect owner? NO

If the answer to any of the above is "yes," attach a description of the transaction including the name of the commissioner, officer, or employee (or family member thereof) of the Fire District; the name of the entity and relationship to the individual or family member; the amount paid; and whether the transaction was subject to a competitive bid process.
- 7) Did the Fire District provide any of the following to or for a commissioner, officer, or any other employee of the Fire District:
 - a. First class or charter travel NO
 - b. Travel for companions NO
 - c. Tax indemnification and gross-up payments NO
 - d. Discretionary spending account NO
 - e. Housing allowance or residence for personal use NO
 - f. Payments for business use of personal residence NO
 - g. Vehicle/auto allowance or vehicle for personal use NO
 - h. Health or social club dues or initiation fees NO
 - i. Personal services (i.e.: maid, chauffeur, chef) NO

If the answer to any of the above is "yes," attach a description of the transaction including the name and position of the individual and the amount expended.

FIRE DISTRICT INFORMATIONAL QUESTIONNAIRE (CONTINUED)

LOWER TWP FIRE DISTRICT #2

(Fire District Name and Number)

FISCAL YEAR: January 1, 2018 to December 31, 2018

- 8) Attach a list of the Fire District's vehicles including make, model and year, and indicate to whom the vehicles are assigned and their positions. If a vehicle is not assigned to a specific individual and is available to all authorized District personnel, indicate "motor pool." See attached
- 9) Did the Fire District make any payments to current or former commissioners or employees for severance or termination? NO If "yes," attach explanation including amount paid.
- 10) Did the Fire District make any payments to current or former commissioners or employees that were contingent upon the performance of the Fire District or that were considered discretionary bonuses? NO If "yes," attach explanation including amount paid.
- 11) Does the Fire District contract with another entity (i.e.: volunteer fire company, neighboring municipality, etc.) to provide fire protection or EMS services within the Fire District? YES
- 12) If the answer to #21 above is "yes," did the Fire District execute a written agreement with the entity that details the services that the entity will provide and the amount to be paid by the Fire District to the entity for the services provided? YES If "yes," attach a copy of the agreement. If "no," attach a description of the arrangement for services with the entity including the services provided and the basis for the amount paid by the Fire District to the entity. Also explain why the Fire District does not have a formal written agreement with the entity. *The Fire District has Mutual Aid Response Agreements with the Cape May Volunteer Fire Company, West Cape May Volunteer Fire Company and the Cape May Point Volunteer Fire Company. These have been in existence for in excess of 36 years. A copy of those agreements, that have been reported to be in writing, cannot be found. The annual compensation is as follows:*
Cape May 1,500.
West Cape May 1,500.
Cape May Point 700.
- 13) Does the Fire District have a Length of Service Award Program (LOSAP) plan? YES If "yes," indicate a) the year it was implemented; b) the total number of volunteer members presently eligible to participate; c) the total number of volunteer members presently vested; d) whether the annual contribution for each vested member is fixed or based on an automatic increase; e) the total LOSAP budgeted for the current year; and f) whether the Fire District has required the Plan Contractor to submit its annual financial statement to the Director of the Division of Local Government Services pursuant to N.J.A.C. 5:30-14.49. *a)LOSAP adopted 12-18-2000, b)45 members presently eligible to participate, c)21 members currently vested, d)1,000 is the current contribution which has been held since inception, e)55,000.00, f)NO.*

Attachment to
2018
LOWER TWP. FIRE DISTRICT #2
Fire District Budget
List of Fire District's Vehicles

Designation	Make	Model	Year	Vehicle Assignment
6110	Chevrolet	Suburban	2008	Motor Pool
6111	Chevrolet	Pickup	2017	Motor Pool
6121	Dodge	Power Wagon (Brush Truck)	1976	Motor Pool
6133	Pierce	PUC (Pumper)	2013	Motor Pool
6134	Pierce	Saber (Pumper)	1994	Motor Pool
6148	Pierce	(Pumper/Water Tender)	2006	Motor Pool
6155	Pierce	Lance (Tower/Ladder)	1994	Motor Pool
6195	Emergency Vehicles Inc. (EVI)	Dive/Rescue Unit	2002	Motor Pool

FIRE DISTRICT SCHEDULE OF COMMISSIONERS AND OFFICERS
LOWER TWP FIRE DISTRICT #2
(Fire District Name and Number)

FISCAL YEAR: January 1, 2018 to December 31, 2018

Complete the attached table for all persons required to be listed per #2-2 below.

- 1) List all of the Fire District's current commissioners and officers and amount of compensation from the Fire District and any other public entities as defined below. Enter zero if no compensation was paid.

SEE Page n-4 (2 of 2)

- 2) List all of the Fire District's former commissioners and officers who received more than \$10,000 in reportable compensation from the Fire District and any other public entities during the most recent fiscal year completed.

NONE

Commissioner: A member of the governing body of the Fire District with voting rights. Include alternates for purposes of this schedule.

Officer: A person elected or appointed to manage the Fire District's daily operations at any time during the year, such as the chairperson, vice-chairperson, secretary, or treasurer. For the purposes of this schedule, treat the Fire District's top management official and top financial official as officers, if applicable. A member of the governing body may be both a commissioner and an officer for the purposes of this schedule.

Compensation: All forms of cash and non-cash payments or benefits provided in exchange for services, including salaries and wages, bonuses, severance payments, deferred payments, retirement benefits, fringe benefits, and other financial arrangements or transactions such as personal vehicles, meals, housing, personal and family education benefits, below-market loans, payment of personal or family travel, entertainment, and personal use of the Fire District's property. Compensation includes payments and other benefits provided to both employees and independent contractors in exchange for services.

Reportable compensation: The aggregate compensation that is reported (or is required to be reported) on Form W-2, box 1 or 5, whichever amount is greater, and/or Form 1099-MISC, box 7, for the calendar year 2014.

Other Public Entity: Any municipality, county, local authority, fire district, or other government unit, regardless of whether it is related in any way to the Fire District either by function or by physical location.

Fire District Schedule of Commissioners and Officers (Continued)

Township of Lower Fire District #2
Cape May County

Name	Title	Average Hours per Week Dedicated to Position	Position	Reportable Compensation from Fire District (W-2/1099)			Estimated amount of other compensation from the Fire District (health benefits, pension, etc.)	Average Hours per Week Dedicated to Positions at Other Public Entities Listed in Column N in Column N	Names of Other Public Entities where Individual is an Employee or Member of the Governing Body	Estimated amount of other compensation from Other Public Entities (health benefits, pension, payment in lieu of health benefits, etc.)	Total Compensation All Public Entities
				Base Salary/Stipend	Other (auto allowance, expense account, payment in lieu of health benefits, etc.)	Bonus					
1 Nolan, Robert	President		Commissioner	\$ 3,500			\$ 3,500			\$ 3,500	
2 Brown, R. Scott	Secretary		Former Officer	3,200			3,200			3,200	
3 Conley, Lewis	Treasurer		Commissioner	3,900			3,900			3,900	
4 Andrews, James	Commissioner		Commissioner	3,200			3,200			3,200	
5 Prendergast, C	Commissioner		Commissioner	3,200			3,200			3,200	
6										-	
7										-	
8										-	
9										-	
10										-	
11										-	
12										-	
13										-	
14										-	
15										-	
Total:				\$ 17,000	\$ -	\$ -	\$ -	\$ -	\$ -	\$ -	\$ 17,000

Enter the total number of employees/ independent contractors who received more than \$100,000 in total reportable compensation for the most recent fiscal year completed:

Schedule of Health Benefits - Detailed Cost Analysis

Township of Lower Fire District #2
Cape May County

	# of Covered Members (Medical & Rx)		Annual Cost Estimate per Employee		Total Cost Estimate Proposed Budget	# of Covered Members Current Year	Annual Cost per Employee Current Year	Total Current Year Cost	\$ Increase (Decrease)	% Increase (Decrease)
	Proposed Budget	Proposed Budget	Proposed Budget	Proposed Budget						
Active Employees - Health Benefits - Annual Cost										
Single Coverage	0	0	\$	0	-	0	\$	-	\$	#DIV/0!
Parent & Child	0	0	-	0	-	0	-	-	-	#DIV/0!
Employee & Spouse (or Partner)	0	0	-	0	-	0	-	-	-	#DIV/0!
Family	0	0	-	0	-	0	-	-	-	#DIV/0!
Employee Cost Sharing Contribution (enter as negative -)										#DIV/0!
Subtotal	0	0	-	0	-	0	-	-	-	#DIV/0!
Commissioners - Health Benefits - Annual Cost										
Single Coverage	0	0	-	0	-	0	-	-	-	#DIV/0!
Parent & Child	0	0	-	0	-	0	-	-	-	#DIV/0!
Employee & Spouse (or Partner)	0	0	-	0	-	0	-	-	-	#DIV/0!
Family	0	0	-	0	-	0	-	-	-	#DIV/0!
Employee Cost Sharing Contribution (enter as negative -)										#DIV/0!
Subtotal	0	0	-	0	-	0	-	-	-	#DIV/0!
Retirees - Health Benefits - Annual Cost										
Single Coverage	0	0	-	0	-	0	-	-	-	#DIV/0!
Parent & Child	0	0	-	0	-	0	-	-	-	#DIV/0!
Employee & Spouse (or Partner)	0	0	-	0	-	0	-	-	-	#DIV/0!
Family	0	0	-	0	-	0	-	-	-	#DIV/0!
Employee Cost Sharing Contribution (enter as negative -)										#DIV/0!
Subtotal	0	0	-	0	-	0	-	-	-	#DIV/0!
GRAND TOTAL	0	0	\$	0	\$	0	\$	-	\$	#DIV/0!

Is medical coverage provided by the SHBP (Yes or No)?
Is prescription drug coverage provided by the SHBP (Yes or No)?

Schedule of Accumulated Liability for Compensated Absences

Township of Lower Fire District #2
Cape May County

Complete the below table for the Fire District's accrued liability for compensated absences.

Individuals Eligible for Benefit	Gross Days of Accumulated Compensated Absences at January 1, 2017	Dollar Value of Accrued Compensated Absence Liability	Approved Labor Agreement	Resolution	Individual Employment Agreement
NONE	NONE	NONE			
Total liability for accumulated compensated absences at January 1, 2017					\$ -

2018 FIRE DISTRICT BUDGET

Financial Schedules Section

2018 Budget Summary

Township of Lower Fire District #2 Cape May County

	<i>2018 Proposed Budget</i>	<i>2017 Adopted Budget</i>	<i>\$ Increase (Decrease) Proposed vs. Adopted</i>	<i>% Increase (Decrease) Proposed vs. Adopted</i>
REVENUES AND FUND BALANCE UTILIZED				
Total Fund Balance Utilized	\$ 189,000	\$ 260,000	\$ (71,000)	-27.3%
Total Miscellaneous Anticipated Revenues	-	-	-	#DIV/0!
Total Sale of Assets	-	-	-	#DIV/0!
Total Interest on Investments & Deposits	-	-	-	#DIV/0!
Total Other Revenue	-	-	-	#DIV/0!
Total Operating Grant Revenue	-	-	-	#DIV/0!
Total Revenues Offset with Appropriations	-	-	-	#DIV/0!
Total Revenues and Fund Balance Utilized	189,000	260,000	(71,000)	-27.3%
Amount to be Raised by Taxation to Support Budget	989,500	989,499	1	0.0%
Total Anticipated Revenues	1,178,500	1,249,499	(70,999)	-5.7%
APPROPRIATIONS				
Total Administration	107,800	104,300	3,500	3.4%
Total Cost of Operations & Maintenance	604,000	678,500	(74,500)	-11.0%
Total Appropriations Offset with Revenue	-	-	-	#DIV/0!
Total Appropriated for Duly Incorporated First Aid/Rescue Squad	-	-	-	#DIV/0!
Total Deferred Charges	-	-	-	#DIV/0!
Cash Deficit, Preceeding Year (N.J.S.A. 40A:14-78.6)	-	-	-	#DIV/0!
Length of Service Award Program (LOSAP) Contribution (P.L.1997,c.388)	55,000	55,000	-	0.0%
Total Capital Appropriations	160,000	160,000	-	0.0%
Total Principal Payments on Debt Service	244,219	240,562	3,657	1.5%
Total Interest Payments on Debt	7,481	11,137	(3,656)	-32.8%
Total Appropriations	1,178,500	1,249,499	(70,999)	-5.7%
ANTICIPATED SURPLUS (DEFICIT)	\$ -	\$ -	\$ -	#DIV/0!

2018 Revenue Schedule

Township of Lower Fire District #2 Cape May County

	2018 Proposed Budget	2017 Adopted Budget	\$ Increase (Decrease) Proposed vs. Adopted	% Increase (Decrease) Proposed vs. Adopted
<i>Fund Balance Utilized</i>				
Unrestricted Fund Balance	\$ 189,000	\$ 260,000	\$ (71,000)	-27.3%
Restricted Fund Balance	-	-	-	#DIV/0!
Total Fund Balance Utilized	189,000	260,000	(71,000)	-27.3%
<i>Miscellaneous Anticipated Revenues</i>				
Shared Services (N.J.S.A. 40A:65-1 et seq.)			-	#DIV/0!
Joint Purchasing Agreements (N.J.S.A. 40A:10 & 11)			-	#DIV/0!
Emergency Assistance (N.J.S.A. 40A:14-26)			-	#DIV/0!
Municipal Assistance (N.J.S.A. 40A:14-34)			-	#DIV/0!
Municipal Assistance - Adjoin (N.J.S.A. 40A:14-35)			-	#DIV/0!
Contracts - Volunteer Fire Co (N.J.S.A. 40A:14-68)			-	#DIV/0!
Leases - Local Municipality (N.J.S.A. 40A:14-83)			-	#DIV/0!
Rental Income			-	#DIV/0!
Total Miscellaneous Anticipated Revenues	-	-	-	#DIV/0!
<i>Sale of Assets (List Individually)</i>				
Asset #1			-	#DIV/0!
Asset #2			-	#DIV/0!
Asset #3			-	#DIV/0!
Asset #4			-	#DIV/0!
Total Sale of Assets	-	-	-	#DIV/0!
<i>Interest on Investments & Deposits (List Accounts Separately)</i>				
Investment Account #1			-	#DIV/0!
Investment Account #2			-	#DIV/0!
Investment Account #3			-	#DIV/0!
Investment Account #4			-	#DIV/0!
Total Interest on Investments & Deposits	-	-	-	#DIV/0!
<i>Other Revenue (List in Detail)</i>				
Other Revenue #1			-	#DIV/0!
Other Revenue #2			-	#DIV/0!
Other Revenue #3			-	#DIV/0!
Other Revenue #4			-	#DIV/0!
Total Other Revenue	-	-	-	#DIV/0!
<i>Operating Grant Revenue (List in Detail)</i>				
Supplemental Fire Service Act (P.L.1985,c.295)			-	#DIV/0!
Other Grant #1			-	#DIV/0!
Other Grant #2			-	#DIV/0!
Other Grant #3			-	#DIV/0!
Other Grant #4			-	#DIV/0!
Other Grant #5			-	#DIV/0!
Total Operating Grant Revenue	-	-	-	#DIV/0!
<i>Revenues Offset with Appropriations</i>				
<u>Uniform Fire Safety Act (P.L.1983,c.383)</u>				
Reserves Utilized			-	#DIV/0!
Annual Registration Fees			-	#DIV/0!
Penalties and Fines			-	#DIV/0!
Other Revenues			-	#DIV/0!
Total Uniform Fire Safety Act	-	-	-	#DIV/0!
<u>Other Revenues Offset with Appropriations (List)</u>				
Other Offset Revenues #1			-	#DIV/0!
Other Offset Revenues #2			-	#DIV/0!
Other Offset Revenues #3			-	#DIV/0!
Other Offset Revenues #4			-	#DIV/0!
Total Other Revenues Offset with Appropriations	-	-	-	#DIV/0!
Total Revenues Offset with Appropriations	-	-	-	#DIV/0!
TOTAL REVENUES AND FUND BALANCE UTILIZED	\$ 189,000	\$ 260,000	\$ (71,000)	-27.3%

2018 Appropriations Schedule

Township of Lower Fire District #2 Cape May County

	2018 Proposed Budget	2017 Adopted Budget	\$ Increase (Decrease) Proposed vs. Adopted	% Increase (Decrease) Proposed vs. Adopted
<i>Administration - Personnel</i>				
Salary & Wages (excluding Commissioners)	\$ 15,000	\$ 15,175	\$ (175)	-1.2%
Commissioners	\$ 17,000	\$ 13,825	3,175	23.0%
Fringe Benefits	-	-	-	#DIV/0!
Total Administration - Personnel	32,000	29,000	3,000	10.3%
<i>Administration - Other (List)</i>				
See Attached Page F3 Attachment	68,300	67,800	500	0.7%
Other Admin Expense #2	-	-	-	#DIV/0!
Other Admin Expense #3	-	-	-	#DIV/0!
Contingent Expenses	7,500	7,500	-	0.0%
Other Assets, Non-Bondable #1	-	-	-	#DIV/0!
Other Assets, Non-Bondable #2	-	-	-	#DIV/0!
Other Assets, Non-Bondable #3	-	-	-	#DIV/0!
Total Administration - Other	75,800	75,300	500	0.7%
Total Administration	107,800	104,300	3,500	3.4%
<i>Cost of Operations & Maintenance - Personnel</i>				
Salary & Wages	-	-	-	#DIV/0!
Fringe Benefits	-	-	-	#DIV/0!
Total Operations & Maintenance - Personnel	-	-	-	#DIV/0!
<i>Cost of Operations & Maintenance - Other (List)</i>				
See Attached Page F3 Attachment	505,000	599,500	(94,500)	-15.8%
Other Operations & Maintenance Expense #2	-	-	-	#DIV/0!
Other Operations & Maintenance Expense #3	-	-	-	#DIV/0!
Contingent Expenses	-	-	-	#DIV/0!
Other Assets, Non-Bondable #1	99,000	79,000	20,000	25.3%
Other Assets, Non-Bondable #2	-	-	-	#DIV/0!
Other Assets, Non-Bondable #3	-	-	-	#DIV/0!
Total Operations & Maintenance - Other	604,000	678,500	(74,500)	-11.0%
Total Operations & Maintenance	604,000	678,500	(74,500)	-11.0%
<i>Appropriations Offset with Revenue - Personnel</i>				
Salary & Wages	-	-	-	#DIV/0!
Fringe Benefits	-	-	-	#DIV/0!
Total Appropriations Offset with Revenue - Personnel	-	-	-	#DIV/0!
<i>Appropriations Offset with Revenue - Other (List)</i>				
Other Expense #1	-	-	-	#DIV/0!
Other Expense #2	-	-	-	#DIV/0!
Other Expense #3	-	-	-	#DIV/0!
Contingent Expenses	-	-	-	#DIV/0!
Other Assets, Non-Bondable #1	-	-	-	#DIV/0!
Other Assets, Non-Bondable #2	-	-	-	#DIV/0!
Other Assets, Non-Bondable #3	-	-	-	#DIV/0!
Total Appropriations Offset with Revenue - Other	-	-	-	#DIV/0!
Total Appropriations Offset with Revenue	-	-	-	#DIV/0!
<i>Duly Incorporated First Aid/Rescue Squad Associations</i>				
Vehicles	-	-	-	#DIV/0!
Equipment	-	-	-	#DIV/0!
Materials & Supplies	-	-	-	#DIV/0!
Total Duly Incorporated First Aid/Rescue Squad Associations	-	-	-	#DIV/0!
<i>Emergency Appropriations & Deferred Charges (List)</i>				
Emergency Appropriation #1	-	-	-	#DIV/0!
Emergency Appropriation #2	-	-	-	#DIV/0!
Emergency Appropriation #3	-	-	-	#DIV/0!
Deferred Charge #1 (cite statute)	-	-	-	#DIV/0!
Deferred Charge #2 (cite statute)	-	-	-	#DIV/0!
Declared State of Emergency (N.J.S.A. 40A:4-45.45 10b)	-	-	-	#DIV/0!
Total Deferred Charges	-	-	-	#DIV/0!
Cash Deficit, Preceding Year (N.J.S.A. 40A:14-78.6)	-	-	-	#DIV/0!
Length of Service Award Program (LOSAP) Contribution (N.J.S.A. 40A:14-78.6)	55,000	55,000	-	0.0%
Total Capital Appropriations	160,000	160,000	-	0.0%
Total Principal Payments on Debt Service	244,219	240,562	3,657	1.5%
Total Interest Payments on Debt	7,481	11,137	(3,656)	-32.8%
TOTAL APPROPRIATIONS	\$ 1,178,500	\$ 1,249,499	\$ (70,999)	-5.7%

2018 Appropriations Schedule

Lower Township Fire District #2 Cape May County

Schedule for Administration - Other & Cost of Operations & Maintenance - Other

	2018 Proposed Budget	2017 Adopted Budget	\$ Increase (Decrease) Proposed vs. Current Year	% Increase (Decrease) Proposed vs. Current Year
Administration - Other				
Elections	5,500	5,000	500	10.0%
Office Expenses	2,500	2,500	-	0.0%
Professional Services	40,300	40,300	-	0.0%
Contracted Services - Fire Bureau	20,000	20,000	-	0.0%
Total Administration - Other	68,300	67,800	-	0.0%

	2018 Proposed Budget	2017 Adopted Budget	\$ Increase (Decrease) Proposed vs. Current Year	% Increase (Decrease) Proposed vs. Current Year
Cost of Operations & Maint. - Other				
Advertising	1,600	1,600	-	0.0%
Insurance	97,000	95,000	2,000	2.1%
Maintenance & Repairs	139,200	203,200	(64,000)	-31.5%
Supplies	5,500	5,500	-	0.0%
Membership Dues	2,100	2,100	-	0.0%
Travel	2,500	10,000	(7,500)	-75.0%
Training & Education	15,400	15,400	-	0.0%
Utilities	122,000	147,000	(25,000)	-17.0%
Build. & Equip. Service Agreements	71,000	71,000	-	0.0%
Fire Bureau Reserve	15,000	15,000	-	0.0%
Contracted Services - JPA	3,700	3,700	-	0.0%
Contracted Services - Vol. Fire Co.	30,000	30,000	-	0.0%
Total Oper. & Maint. - Other	505,000	599,500	(94,500)	-15.8%

	2018 Proposed Budget	2017 Adopted Budget	\$ Increase (Decrease) Proposed vs. Current Year	% Increase (Decrease) Proposed vs. Current Year
Cost of Operations & Maint. - Other				
Other Assests - Non-Bondable				
Turnout Gear, Radios, Hoses etc.	64,000	44,000	20,000	45.5%
Appartaus & Equipment	30,000	30,000	-	0.0%
Water Rescue	5,000	5,000	-	0.0%
Total Oper. & Maint. - Other	99,000	79,000	20,000	25.3%

2018 Schedule of Salaries and Benefits

Township of Lower Fire District #2
Cape May County

<i>Administrative Positions Excluding Commissioners (List Individually)</i>		Number of Staff	Annual Wages	2018 Proposed Budget Salary & Wages	PERS Contribution	PERS Contribution	Employee Group Health Insurance	Other Fringe Benefits	2018 Proposed Budget Fringe Benefits
Fire District Accountant Missie Taylor	1	\$ 15,000	15,000						\$ -
Position #2									
Position #3									
Position #4									
Position #5									
Position #6									
Position #7									
Position #8									
Total Administration			\$ 15,000	\$ -	\$ -	\$ -	\$ -	\$ -	\$ -

<i>Operation & Maintenance Positions (List Individually)</i>		Number of Staff	Annual Wages	2018 Proposed Budget Salary & Wages	PERS Contribution	PERS Contribution	Employee Group Health Insurance	Other Fringe Benefits	2018 Proposed Budget Fringe Benefits
Position #1									\$ -
Position #2									
Position #3									
Position #4									
Position #5									
Position #6									
Position #7									
Position #8									
Position #9									
Position #10									
Position #11									
Position #12									
Position #13									
Position #14									
Total Operation & Maintenance			\$ -	\$ -	\$ -	\$ -	\$ -	\$ -	\$ -

<i>Salary Offset by Revenue Positions (List Individually)</i>		Number of Staff	Annual Wages	2018 Proposed Budget Salary & Wages	PERS Contribution	PERS Contribution	Employee Group Health Insurance	Other Fringe Benefits	2018 Proposed Budget Fringe Benefits
Position #1									\$ -
Position #2									
Position #3									
Position #4									
Position #5									
Position #6									
Position #7									
Position #8									
Total Offset by Revenue			\$ -	\$ -	\$ -	\$ -	\$ -	\$ -	\$ -

Total Administration, Operations & Offset by Revenue			\$ 15,000	\$ -	\$ -	\$ -	\$ -	\$ -	\$ -
---	--	--	-----------	------	------	------	------	------	------

2018 Proposed Capital Budget

Township of Lower Fire District #2
Cape May County

CAPITAL IMPROVEMENTS (N.J.S.A. 40A:14-84)

List Project Separately	Asset Type	Date of Local Finance Board Approval		Affirmative Vote Percentage	2018 Proposed Budget		2017 Adopted Budget	
		Approval	Date of Voter Approval		Budget		Budget	
Capital Improvement #1								
Capital Improvement #2								
Capital Improvement #3								
Capital Improvement #4								
Capital Improvement #5								
Capital Improvement #6								
Capital Improvement #7								
Total Capital Improvements								

DOWN PAYMENTS (N.J.S.A. 40A:14-85)

List Project Separately	Asset Type	Date of Local Finance Board Approval		Affirmative Vote Percentage	2018 Proposed Budget		2017 Adopted Budget	
		Approval	Date of Voter Approval		Budget		Budget	
Capital Improvement #1								
Capital Improvement #2								
Capital Improvement #3								
Capital Improvement #4								
Capital Improvement #5								
Capital Improvement #6								
Capital Improvement #7								
Total Down Payments								
Total Capital Improvements & Down Payments								
RESERVE FOR FUTURE CAPITAL OUTLAYS						160,000		160,000
TOTAL CAPITAL APPROPRIATIONS						\$ 160,000	\$	160,000

Capital Appropriations Offset with Restricted Fund
 Capital Appropriations Offset with Grants
 Capital Appropriations Offset with Unrestricted Fund

Debt Service Schedule - Principal

Township of Lower Fire District #2
Cape May County

Date of Voter Approval	% of Voter Approval	Date of Local Finance Board Approval	Current Year (2017)	2018	2019	2020	2021	2022	2023	Thereafter	Total Principal Outstanding
General Obligation Bonds											
General Obligation Bond #1											\$ -
General Obligation Bond #2											-
General Obligation Bond #3											-
General Obligation Bond #4											-
Total Principal - General Obligation Bonds											
Bond Anticipation Notes											
BAN #1											-
BAN #2											-
BAN #3											-
BAN #4											-
Total Principal - BANs											
Capital Leases											
Capital Lease #1			240,562	244,219	247,931						492,150
Capital Lease #2											-
Capital Lease #3											-
Capital Lease #4											-
Total Principal - Capital Leases											
Intergovernmental Loans											
Intergovernmental #1											-
Intergovernmental #2											-
Intergovernmental #3											-
Intergovernmental #4											-
Total Principal - Intergovernmental Loans											
Other Bonds or Notes Payable											
Other Bonds or Notes #1											-
Other Bonds or Notes #2											-
Other Bonds or Notes #3											-
Other Bonds or Notes #4											-
Total Principal - Other Bonds or Notes											
TOTAL PRINCIPAL ALL OBLIGATIONS											
			\$ 240,562	\$ 244,219	\$ 247,931	\$ -	\$ -	\$ -	\$ -	\$ -	\$ 492,150

Enter each debt issuance separately according to type of debt obligation above. Enter the principal due for each year indicated and thereafter until maturity.

Capital Appropriations Offset with Restricted Fund
 Capital Appropriations Offset with Grants
 Capital Appropriations Offset with Unrestricted Fund

Debt Service Schedule - Interest

Township of Lower Fire District #2
Cape May County

	Current Year (2017)	2018	2019	2020	2021	2022	2023	Thereafter	Total Interest Payments Outstanding
General Obligation Bonds									
General Obligation Bond #1									\$ -
General Obligation Bond #2									-
General Obligation Bond #3									-
General Obligation Bond #4									-
Total Interest - General Obligation Bonds	-	-	-	-	-	-	-	-	-
Bond Anticipation Notes									
BAN #1									-
BAN #2									-
BAN #3									-
BAN #4									-
Total Interest Payments - BANS	-	-	-	-	-	-	-	-	-
Capital Leases									
Capital Lease #1	11,137	7,481	3,769						11,250
Capital Lease #2									-
Capital Lease #3									-
Capital Lease #4									-
Total Interest Payments - Capital Leases	11,137	7,481	3,769	-	-	-	-	-	11,250
Intergovernmental Loans									
Intergovernmental #1									-
Intergovernmental #2									-
Intergovernmental #3									-
Intergovernmental #4									-
Total Interest Payments - Intergovernmental	-	-	-	-	-	-	-	-	-
Other Bonds or Notes Payable									
Other Bonds or Notes #1									-
Other Bonds or Notes #2									-
Other Bonds or Notes #3									-
Other Bonds or Notes #4									-
Total Interest Payments - Other Bonds or Notes	-	-	-	-	-	-	-	-	-
TOTAL INTEREST ALL OBLIGATIONS	\$ 11,137	\$ 7,481	\$ 3,769	\$ -	\$ -	\$ -	\$ -	\$ -	\$ 11,250

Enter each debt issuance separately according to type of debt obligation on the "Debt Service - Principal" tab. The debt issuance description will carry to this schedule from data entered on that worksheet. Enter the interest payment due for each year indicated and thereafter until maturity.

Capital Appropriations Offset with Restricted Fund
Capital Appropriations Offset with Grants
Capital Appropriations Offset with Unrestricted Fund

2018 Fund Balance Reconciliation

Township of Lower Fire District #2 Cape May County

UNRESTRICTED FUND BALANCE

Beginning balance January 1, 2017 (1)	\$ 850,432
Less: Utilized in 2017 Adopted Budget	260,000
Proposed balance available	590,432
Estimated results of operations for the year ending December 31, 2017	200,000
Anticipated balance December 31, 2017	790,432
Less: Fund Balance utilized in 2018 Proposed Budget	189,000
Plus: Accrued Unfunded Pension Liability (1)	
Plus: Accrued Unfunded Other Post-Employment Benefit Liability (1)	
Proposed balance after utilization in 2018 Proposed Budget	\$ 601,432

RESTRICTED FUND BALANCE

Beginning balance January 1, 2017 (1)	\$ 1,234,226
Less: Utilized in 2017 Adopted Budget	-
Proposed balance available	1,234,226
Estimated results of operations for the year ending December 31, 2017	160,000
Anticipated balance December 31, 2017	1,394,226
Less: Restricted Fund Balance used in 2018 Proposed Budget for Capital Purposes	
Less: Restricted Fund Balance released via Referendum Resolution	-
Proposed balance after utilization in 2018 Proposed Budget	\$ 1,394,226

(1) This line item must agree to audited financial statements.

2018 Referendums

Township of Lower Fire District #2
Cape May County

Summary of Referendum Line Items	2018 Proposed Budget Amount Requested	2017 Final Budget
NONE		
Total Referendum Line Items	\$ -	\$ -

Tax Levy Requested minus Maximum Allowable Levy \$ -
 As this page is adjusted this amount changes, should = \$0
 (For Reference Purposes Only - from Levy Cap Summary based on
 Information provided by the district- see instructions.)

Summary of Release of Restricted Fund Balance Referendum Line Items	2018 Proposed Budget Amount Requested	2017 Final Budget
NONE		
Total Release of Restricted Fund Balance	\$ -	\$ -

2018 Levy Cap Summary

Township of Lower Fire District #2 Cape May County

LEVY CAP CALCULATION

Prior Year Amount to be Raised by Taxation for Fire District Purposes	\$	989,499	
Changes in Service Provider (+/-)		-	
DLGS Approved Adjustments		-	
Net Prior Year Tax Levy for Municipal Purposes for Cap Calculation		989,499	
Plus: 2% Cap Increase		19,790	
ADJUSTED TAX LEVY PRIOR TO EXCLUSIONS		1,009,289	

Exclusions

Shared Service Exclusion		-	
Change in Total Debt Service Appropriation		1	
Allowable Pension Increases		-	
Allowable Increase in Health Care Costs		-	
Changes in LOSAP Contributions (+/-)		-	
Extraordinary Costs due to a "Declared" Emergency		-	
Net Capital Improvement Fund and/or Down Payment on Improvements and Reserve for Future Capital Outlays		-	
Total Exclusions		1	

Less: Cancelled or Unexpended Referendum Amounts

Increase in Ratable Valuation (New Construction/Additions)	\$	7,120,900	
Prior Year Local Fire District Tax Rate (3 decimals/\$100)		\$0.066	4,700
ADJUSTED TAX LEVY			1,013,990

Amount Utilized from Levy Cap Bank from 2015		-	
Amount Utilized from Levy Cap Bank from 2016		-	
Amount Utilized from Levy Cap Bank from 2017		-	
Maximum Tax Levy Before Referendum		1,013,990	
Amount Proposed for Levy Cap Referendum		-	
MAXIMUM ALLOWABLE AMOUNT TO BE RAISED BY TAXATION		\$ 1,013,990	

CAP BANK CALCULATION

Amount to be Raised by Taxation	\$	989,500	
Cap Bank Available from Prior Year (2015) for 2018 Budget		11,198	
Cap Bank Available from Prior Year (2016) for 2018 Budget		150,081	
Revised Cap Bank from Prior Year (2016) Available for 2019 Budget			150,081
Cap Bank Available from Prior Year (2017) for 2018 Budget		13,216	
Revised Cap Bank from Prior Year (2017) Available for 2019 Budget			13,216
Cap Bank from Current Year (2018) Available for 2019 Budget			24,490
Cap Bank Available from 2018 for 2019 Budget		\$ 24,490	

2018 Levy Cap Exclusion Calculations

Township of Lower Fire District #2 Cape May County

PENSION CONTRIBUTION CALCULATION

2018 Proposed Budget PERS Contribution Appropriated	\$	-
2018 Proposed Budget PFRS Contribution Appropriated		-
Anticipated Revenues for Fringe Benefits Directly Offsetting Pension Costs		-
Net 2018 Base Amount		-
2017 Adopted Budget PERS Contribution		-
2017 Adopted Budget PFRS Contribution		-
Realized Revenues for Fringe Benefits Directly Offsetting Pension Costs		-
Net 2017 Base Amount		-
Pension Contribution Exclusion	\$	-

LOSAP CALCULATION

2018 Proposed Budget LOSAP Appropriation	\$	55,000
2017 Adopted Budget LOSAP Appropriation		55,000
LOSAP Exclusion (+/-)	\$	-

DEBT SERVICE CALCULATION

2018 Proposed Budget Total Debt Service Appropriation	\$	251,700
2018 Proposed Budget Debt Service Appropriation Offset from Restricted Fund		-
2018 Proposed Budget Debt Service Appropriation Offset from Grant Revenue		-
2018 Proposed Budget Debt Service Appropriation Offset from Unrestricted Fund		-
2018 Base Amount		251,700
2017 Adopted Budget Total Debt Service Appropriation		251,699
2017 Adopted Budget Capital Appropriation Offset from Restricted Fund		-
2017 Adopted Budget Capital Appropriation Offset from Grant Fund		-
2017 Adopted Budget Capital Appropriation Offset from Unrestricted Fund		-
2017 Base Amount		251,699
Debt Service Exclusion	\$	1

CAPITAL APPROPRIATION CALCULATION

2018 Proposed Budget Total Capital Appropriation	\$	160,000
2018 Proposed Budget Capital Appropriation Offset from Restricted Fund		-
2018 Proposed Budget Capital Appropriation Offset from Grant Revenue		-
2018 Proposed Budget Capital Appropriation Offset from Unrestricted Fund		-
2018 Base Amount		160,000
2017 Adopted Budget Total Capital Appropriation		160,000
2017 Adopted Budget Capital Appropriation Offset from Restricted Fund		-
2017 Adopted Budget Capital Appropriation Offset from Grant Revenue		-
2017 Adopted Budget Capital Appropriation Offset from Unrestricted Fund		-
2017 Base Amount		160,000
Capital Expenditure Exclusion	\$	-

HEALTH INSURANCE EXCLUSION CALCULATION

SFY 2018	0.0%
2018 Proposed Budget Administration Health Insurance Appropriation	\$ -
2018 Proposed Budget Operations & Maintenance Health Insurance Appropriation	-
2018 Proposed Budget Group Health Insurance	-
2017 Adopted Budget Administration Health Insurance Appropriation	-
2017 Adopted Budget Operations & Maintenance Health Insurance Appropriation	-
2017 Adopted Budget Group Health Insurance	-
Net Increase (Decrease)	-
Net Increase Divided by 2016 Amount Budgeted = % Increase	0.00%
SFY 2018 State Health Average 0% Less 2% = % Increase Added to Current Levy	0.00%
% Increase less % Increase Exclusion = % Increase Inside Cap	0.00%
% Increase Inside Cap * 2017 Expended = Added Amount Inside Cap	\$ -
% Increase Exclusion * 2017 Expended = 2018 Appropriation Added to Levy	\$ -
Amount Above the Levy Exclusion (Actual Increase - State Health Benefit Average)	\$ -
2018 Increase in Appropriation	\$ -